

STRUCTURE - TOIT

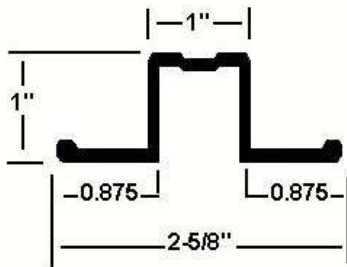
ARCEAU

FRUEHAUF			FRUEHAUF			HYUNDAI		
<p>ANTI-ACCROCHAGE</p> <p>RÉGULIER</p> <p>3-1/4"</p> <p>Service intense</p>			<p>1"</p> <p>1-1/8"</p> <p>1-3/4"</p>			<p>5/8"</p> <p>2-7/8"</p> <p>5/8"</p> <p>1"</p> <p>1-1/4"</p> <p>4-5/16"</p>		
4414-B-503	Aluminium	99" long	4414-B-502	Aluminium	97-1/4" long	4414-B-720	Aluminium	99" long
GREAT DANE			GREAT DANE			MANAC		
<p>1.10"</p> <p>1"</p> <p>2-1/2"</p>			<p>4.20"</p> <p>1"</p>			<p>ANTI-ACCROCHAGE</p> <p>5/8"</p> <p>2-7/8"</p> <p>5/8"</p> <p>1-1/8"</p> <p>1-3/8"</p>		
4414-B-605	Aluminium	98-1/8" long	4414-B-608	Galvanisé	98.16" long	4414-B-403	Aluminium	
MANAC			MANAC			PINES		
<p>1-1/16"</p> <p>1-1/8"</p> <p>2-7/8"</p>			<p>1"</p> <p>1-1/8"</p> <p>1-13/16"</p>			<p>1"</p> <p>4.18"</p>		
4414-B-402	Galvanisé	98-3/16" long	4414-B-401	Aluminium	98-1/4" long	4414-B-606	Galvanisé	99-1/8" long
STRICK			STRICK			STOUGHTON		
<p>2-1/2"</p> <p>3-1/2"</p>			<p>2-1/2"</p> <p>3-1/2"</p>			<p>3-3/4"</p> <p>1-1/8"</p> <p>2"</p> <p>1-3/4"</p> <p>3"</p> <p>4"</p>		
			4414-B-601	Galvanisé	98-3/4" long			
4414-B-607	Galvanisé	100-3/8" long	4414-B-604	Galvanisé	99.44" long	4414-B-603	Galvanisé	98-5/8" long

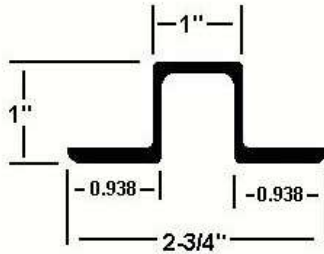
STRUCTURE - TOIT

ARCEAU

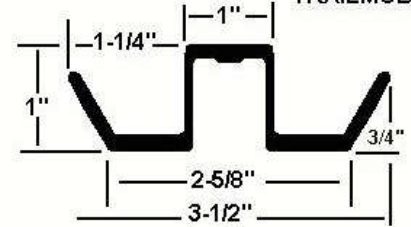
TRAILMOBILE



TRAILMOBILE



TRAILMOBILE



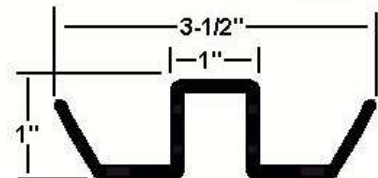
4414-B-204 Aluminium 99-1/2" long

4414-B-205 Aluminium 100" long

4414-B-208 Galvanisé 99-1/8" long

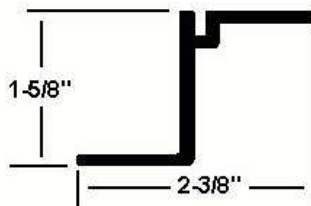
4414-B-202 Aluminium 98-3/4" long

VANGUARD

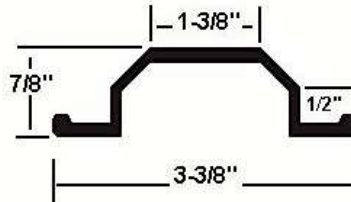


4414-B-622 Galvanisé 99" long

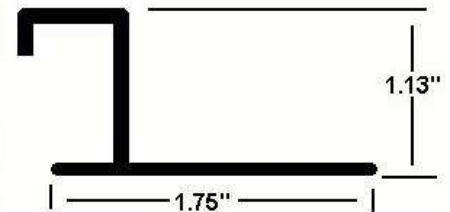
TRAILMOBILE



UTILITY



VANGUARD



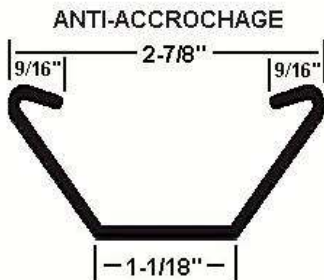
4414-B-100 Aluminium 97-7/8" long

4414-B-102 Galvanisé 99-1/2" long

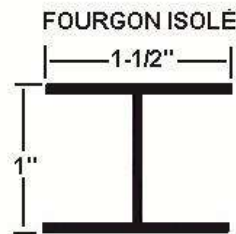
4414-B-203 Aluminium 109" long

4414-B-624 Réfrigéré

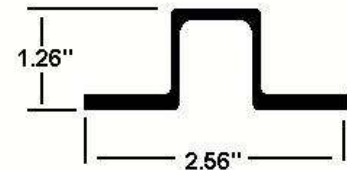
WABASH



WABASH

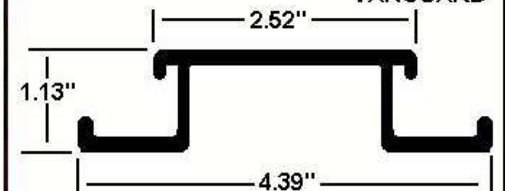


VANGUARD



4414-B-625 Réfrigéré

VANGUARD

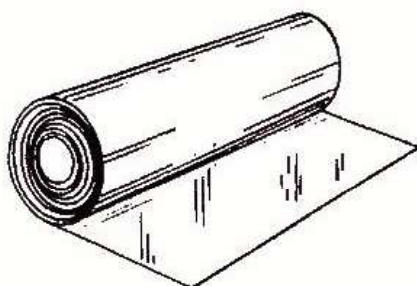


4414-B-700 Galvanisé 99" long

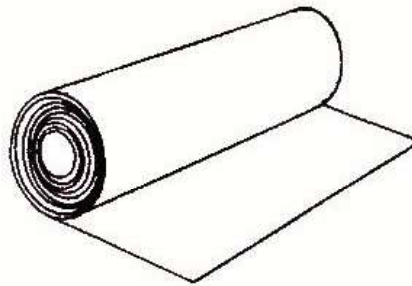
4414-B-705 Aluminium 98.94" long

4414-B-626 Réfrigéré

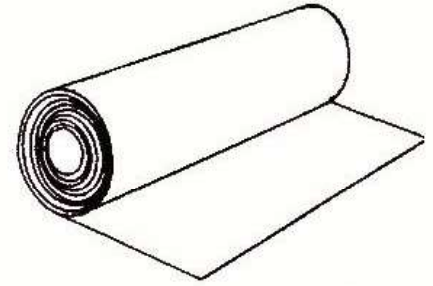
TOITURE ALUMINIUM



TOITURE TRANSLUCIDE



TOITURE TRANSLUCIDE



RENFORCÉE "ETR"

4414-C-104 .038" X 103"

4414-B-105 .075" X 102.5" X 54'

4414-B-106 .075" X 102" X 54'